

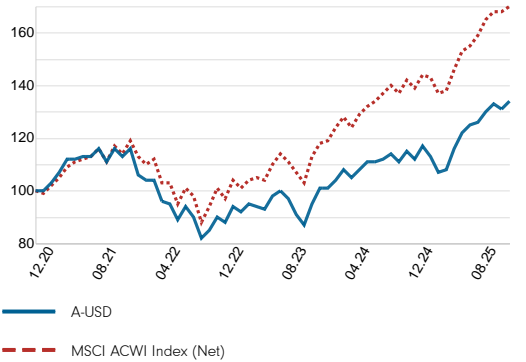
Fidelity Funds - Global Thematic Opportunities Fund

31 Dec 2025

Fund Details

Fund Manager	Caroline Shaw Julie-Ann Ashcroft
Reference Currency	USD
Fund Size	US\$1,726m
Max. Sales Charge - Cash (On Net Investment Amount)	5.25%
Annual Management Fee	1.50%
Subscription Information	Cash: All share classes

Fund Performance (rebased to 100)



Performance is shown for the last 5 years (or since launch for funds launched within that period), rebased to 100.

Top 10 Positions (%)

Company	Sector	Fund	Index
NVIDIA CORP	Information Technology	5.6	4.9
MICROSOFT CORP	Information Technology	4.3	3.7
TAIWAN SEMICONDUCTOR MFG CO LTD	Information Technology	3.4	1.3
AMAZON.COM INC	Consumer Discretionary	1.8	2.4
SIEMENS ENERGY AG	Industrials	1.7	0.1
JPMORGAN CHASE & CO	Financials	1.7	1.0
BROADCOM INC	Information Technology	1.6	1.7
VISA INC	Financials	1.4	0.6
APPLE INC	Information Technology	1.4	4.3
ALPHABET INC	Communication Services	1.4	3.6

Investment Objective

The fund aims to achieve capital growth over the long term. The fund invests at least 70% of its assets, in equities of companies from anywhere in the world, including emerging markets. It will seek exposure to long-term market themes that benefit from long-term (structural and not cyclical) economic or social trends, such as disruptive technologies that modify consumer behaviour, demographics (population growth, ageing and middle class growth) and climate change. Secular changes generally last for ten years or more and can lead to structural changes. Disruptive technologies are innovations that meaningfully change consumer, industry or company behaviour. Demographic trends are long-term dynamics including those related to ageing population (including companies relating to healthcare and retirement consumption), growth of the middle class (companies exposed to increased consumption, increasing financial services and urbanisation), and population growth (including companies exposed to scarcity of resources and need for improving productivity and automation). The Investment Manager has the discretion on the choice of themes the fund invests in. The fund may also invest in money market instruments on an ancillary basis. The fund may invest in the following assets according to the percentages indicated:

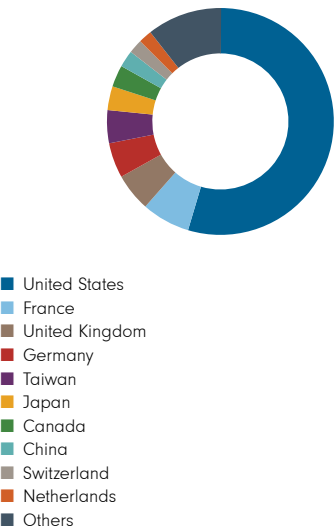
- China A and B shares (directly and/or indirectly): less than 30% (in aggregate)
- REITs: up to 20%
- SPACs: less than 5%. (For full details of the objective and other considerations please refer to the Prospectus)

Performance (%)

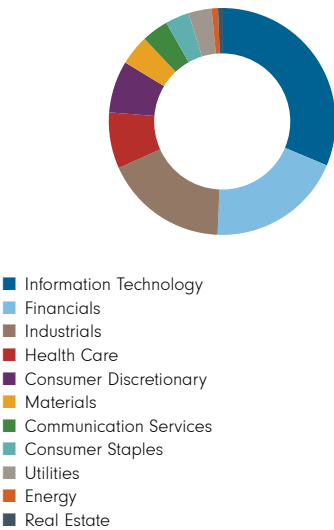
	YTD (cum)	1mth (cum)	3mth (cum)	6mth (cum)	1yr (cum)	3yr (ann)	5yr (ann)	Since Launch (ann)
A-USD	20.2	2.1	3.4	10.0	20.2	15.1	6.1	6.8
With 5% sales charge	14.2	-3.0	-1.8	4.5	14.2	13.2	5.0	6.6
Index (USD)	22.3	1.0	3.3	11.2	22.3	20.7	11.2	8.1

Source: Fidelity, NAV-NAV basis, in the respective currencies with dividends re-invested. Returns are annualised for periods greater than 1 year. Please refer to "Share Class Details & Codes" for the launch dates of the respective share classes.

Geographic Exposure (%)



Sector Exposure (%)



Certain unclassified items (such as non-equity investments and index futures/options) are excluded.

Fidelity Funds - Global Thematic Opportunities Fund

31 Dec 2025

Measures

(A-USD)	Fund	Index
Annualised Volatility (3 years) (%)	12.87	11.33
Beta (3 years)	1.09	-
Sharpe Ratio (3 years)	0.79	1.38

Index

Market index: MSCI ACWI Index (Net)
Index is for comparative purpose only. The same index is used in the positioning tables on this factsheet.
For detailed historical information on the benchmark of the fund please refer to the prospectus.

Share Class Details & Codes

Share Class	Launch Date	NAV	Bloomberg Ticker	ISIN
A-USD	31 Dec 91	93	FIDLINI LX	LU0048584097

A: distributing share class. A-ACC: accumulating share class. Distribution amount not guaranteed. (H): Share class is hedged to the respective base currency.

Calendar Year Performance (%)

	2021	2022	2023	2024	2025
A-USD	16.0	-24.2	14.9	10.5	20.2
Index (USD)	18.6	-18.4	22.2	17.5	22.3
With 5% sales charge	10.2	-28.0	9.2	5.0	14.2

Source: Fidelity, NAV-NAV basis, in the respective currencies with dividends re-invested. Sales charge may be levied by the distributor at its discretion. The stated returns will be reduced by the corresponding sales charge amount being levied by the distributor.

Definition of Terms

Annualised Volatility is a measure of how variable returns for a fund or comparative market index have been around their historical average. Two funds may produce the same return over a period. The fund whose monthly returns have varied less will have a lower annualised volatility and will be considered to have achieved its returns with less risk.

Beta is a measure of a fund's sensitivity to market movement (as represented by a market index). The beta of the market is 1.00 by definition. A beta of 1.10 shows that the fund could be expected to perform 10% better than the index in up markets and 10% worse in down markets, assuming all other factors remain constant. Conversely, a beta of 0.85 indicates that the fund could be expected to perform 15% worse than the market return during up markets and 15% better during down markets.

Sharpe Ratio is a measure of a fund's risk adjusted performance taking into account the return on a risk-free investment. The ratio allows an investor to assess whether the fund is generating adequate returns for the level of risk it is taking. The higher the ratio, the better the risk-adjusted performance has been. If the ratio is negative, the fund has returned less than the risk-free rate.

A position combines all equity investments (including derivatives) linked to an issuing company. Derivatives are included on an exposure basis so they reflect the equivalent underlying shares needed to generate the same return. Geographic and sector breakdown tables are calculated using the positions methodology.

FIL Investment Management (Singapore) Limited [FIMSL] (Co. Reg. No.: 199006300E) is a responsible entity for the fund in Singapore. Prospectus of the fund is available from FIMSL or its distributors upon request. Potential investors should read the prospectus before investing. All views expressed and references to specific securities are included for illustration only, and should not be construed as an offer or recommendation. This document is for information only and does not have regard to the specific investment objectives, financial situation and particular needs of the person who may receive it. Potential investor should seek advice from a financial adviser before investing. If that potential investor chooses not to seek advice from a financial adviser, he should consider whether the fund is suitable for him. Past performance of the fund is not indicative of the future performance. Prices can go up and down. The value of the shares of the fund and the income accruing to them may fall or rise. Investors investing in a fund denominated in a non-local currency should be aware of exchange rate risk. The fund is not available to US citizens, residents or greencard holders. This publication has not been reviewed by the Monetary Authority of Singapore. Fidelity, Fidelity International, and the Fidelity International logo and F symbol are trademarks of FIL Limited.