

## HSBC Managed Portfolios Limited

# HSBC Managed Portfolios Fund Limited - World Selection 5

Marketing communication | Monthly report 31 December 2024 | Share class IC

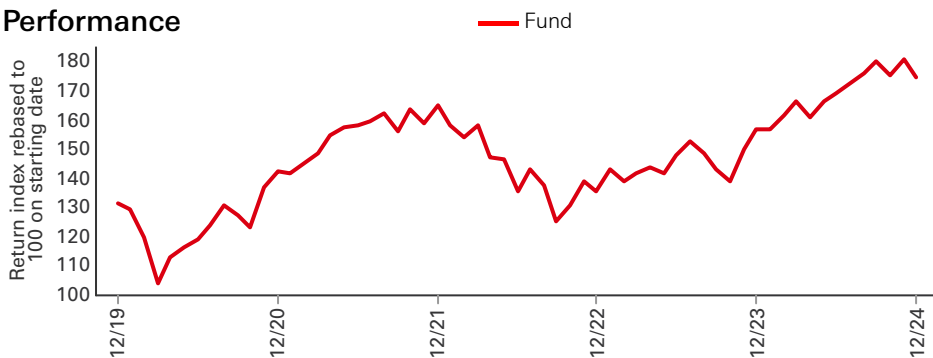
## Investment objective

The principal objective of the Company is total return over time attempting to limit risk through investment in a diversified portfolio of mutual funds. The Company will primarily invest in HSBC funds, and will offer various Classes of Shares with one or more Classes related to a separate Portfolio within the Company.

## Main risks

- The Fund invests in bonds whose value generally falls when interest rates rise. This risk is generally greater the longer the maturity of a bond investment and the higher its credit quality. The issuers of certain bonds, could become unwilling or unable to make payments on their bonds and default. Bonds that are in default may become hard to sell or worthless. The value of investible securities can change over time due to a wide variety of factors, including but not limited to: political and economic news, government policy, changes in demographics, cultures and populations, natural or human-caused disasters etc.
- The Fund may invest in Emerging Markets, these markets are less established, and often more volatile, than developed markets and involve higher risks, particularly market, liquidity and currency risks.
- Investment Leverage occurs when the economic exposure is greater than the amount invested, such as when derivatives are used. A Fund that employs leverage may experience greater gains and/or losses due to the amplification effect from a movement in the price of the reference source.

## Performance



## Share Class Details

### Key metrics

NAV per Share	<b>USD 333.00</b>
Performance 1 month	<b>-3.18%</b>
Sharpe ratio 3 years	<b>-0.14</b>

### Fund facts

UCITS V compliant	<b>No</b>
Dividend treatment	<b>Accumulating</b>
Dealing frequency	<b>Weekly</b>
Valuation Time	<b>17:00 Bermuda</b>
Share Class Base Currency	<b>USD</b>
Domicile	<b>Bermuda</b>
Inception date	<b>29 August 2014</b>
Fund Size	<b>USD 47,566,529</b>
Managers	<b>Barrie A King</b>

### Fees and expenses

Minimum Initial Investment	<b>USD 200,000</b>
Management fee	<b>1.350%</b>

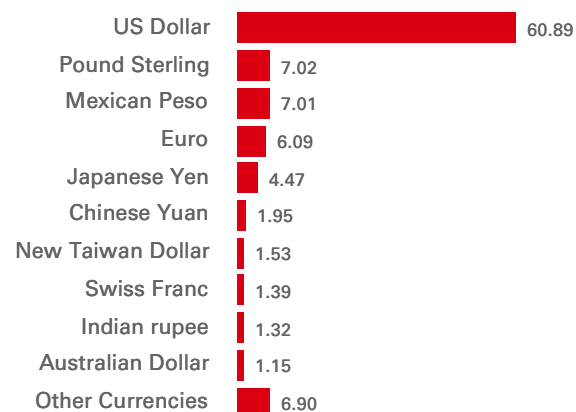
### Codes

ISIN	<b>BMG468AP31 12</b>
Bloomberg ticker	<b>HSBCIC5 BH</b>

Performance (%)	YTD	1 month	3 months	6 months	1 year	3 years ann	5 years ann
IC	11.82	-3.18	-2.76	3.28	11.82	1.93	5.86

Rolling Performance (%)	31/12/23-31/12/24	31/12/22-31/12/23	31/12/21-31/12/22	31/12/20-31/12/21	31/12/19-31/12/20
IC	11.82	15.74	-18.16	15.98	8.24

#### Currency Allocation (%)



■ Fund

#### Asset allocation (%)

Asset Allocation (%)	Fund
<b>Global Equity</b>	<b>82.16</b>
Global Government Bond	0.42
Global High Yield Bonds	0.29
Emerging Market Debt - Hard Currency	1.37
Emerging Market Debt - Local Currency	3.32
Global Credit Short Duration	0.49
<b>Property</b>	<b>8.91</b>
<b>Trend Following</b>	<b>1.28</b>
<b>Commodities</b>	<b>1.77</b>
Listed Infrastructure	0.00

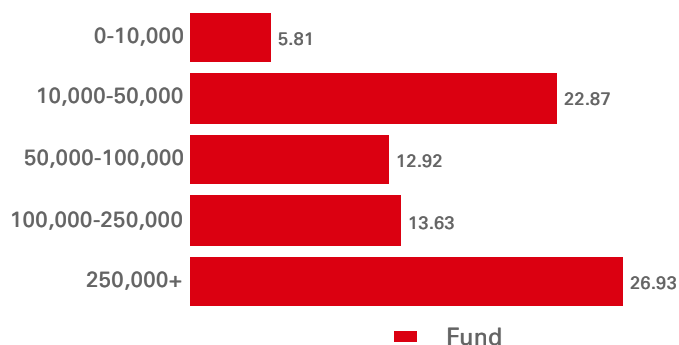
#### Top 10 Holdings

Top 10 Holdings	Weight (%)
HSBC American Index Institutional Acc	17.52
HSBC Multi Factor Worldwide Eq ETF	12.13
HSBC FTSE All-World Index Instl Acc	9.90
SPDR? S&P 500? ETF Trust	5.97
iShares MSCI ACWI ETF	5.80
HSBC Global Infrastructure Equi	5.58
HSBC GIF Global Sust L/T Eq ZQ1	4.06
HSBC GIF Global RE Eq ZC	3.33
HSBC GIF Global EM Local Dbt ZD	3.32
HSBC Japan Index Instl Acc	2.97

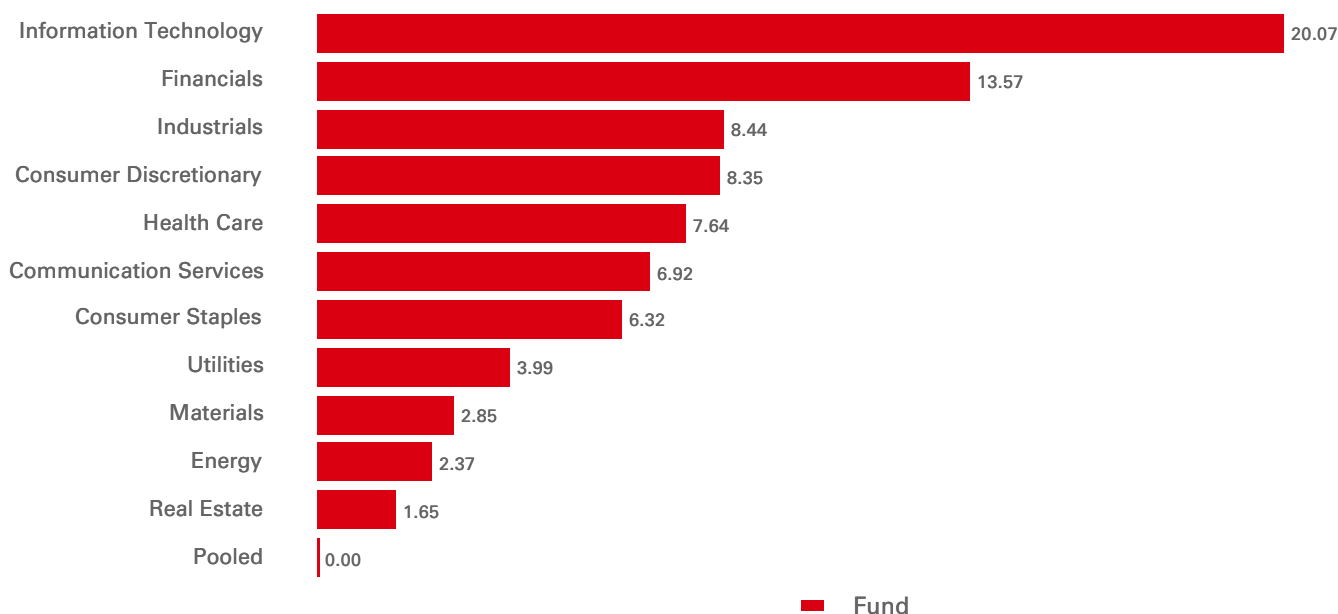
Equity top 10 holdings	Location	Sector	Weight (%)
Apple Inc	United States	Information Technology	3.35
Microsoft Corp	United States	Information Technology	3.11
NVIDIA Corp	United States	Information Technology	2.87
Alphabet Inc	United States	Communication Services	2.10
Amazon.com Inc	United States	Consumer Discretionary	1.68
Meta Platforms Inc	United States	Communication Services	1.42
Tesla Inc	United States	Consumer Discretionary	0.96
Visa Inc	United States	Financials	0.89
Broadcom Inc	United States	Information Technology	0.84
Berkshire Hathaway Inc	United States	Financials	0.64

Equity characteristics	Fund	Reference benchmark
Average Market Cap (USD Mil)	629,287	--
Price/earning ratio	18.93	--
Portfolio yield	1.80%	--

#### Market cap allocation (USD Mil %)

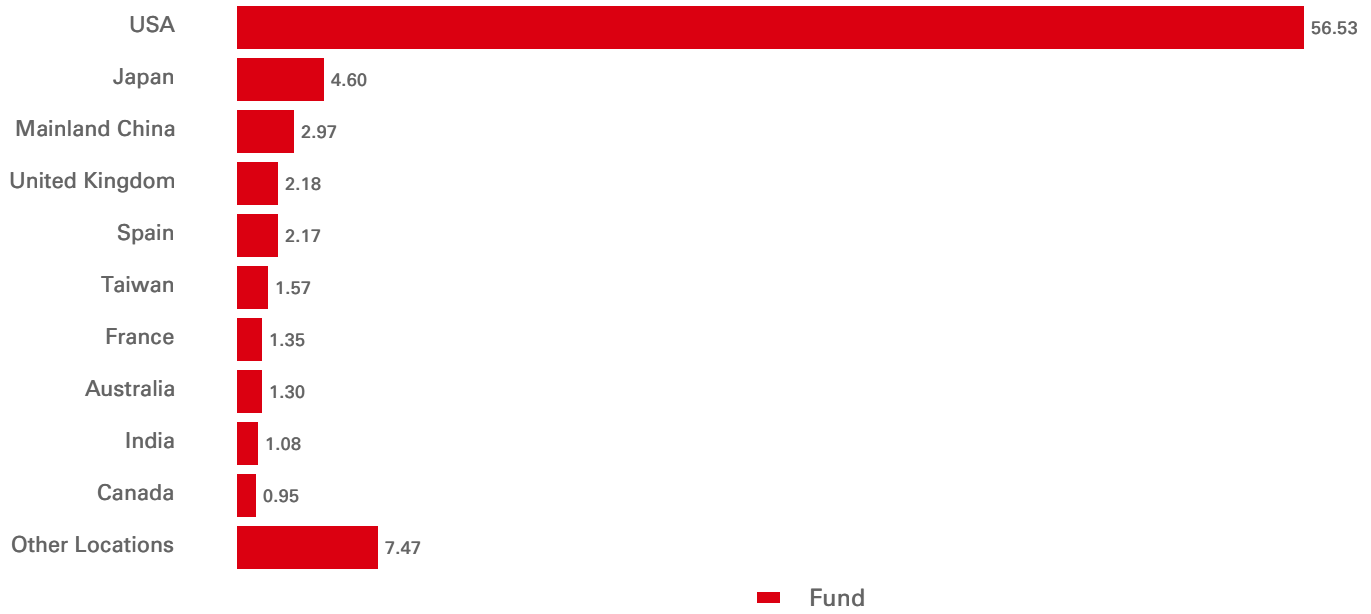


#### Equity sector allocation (%)



**Equity geographical allocation (%)**

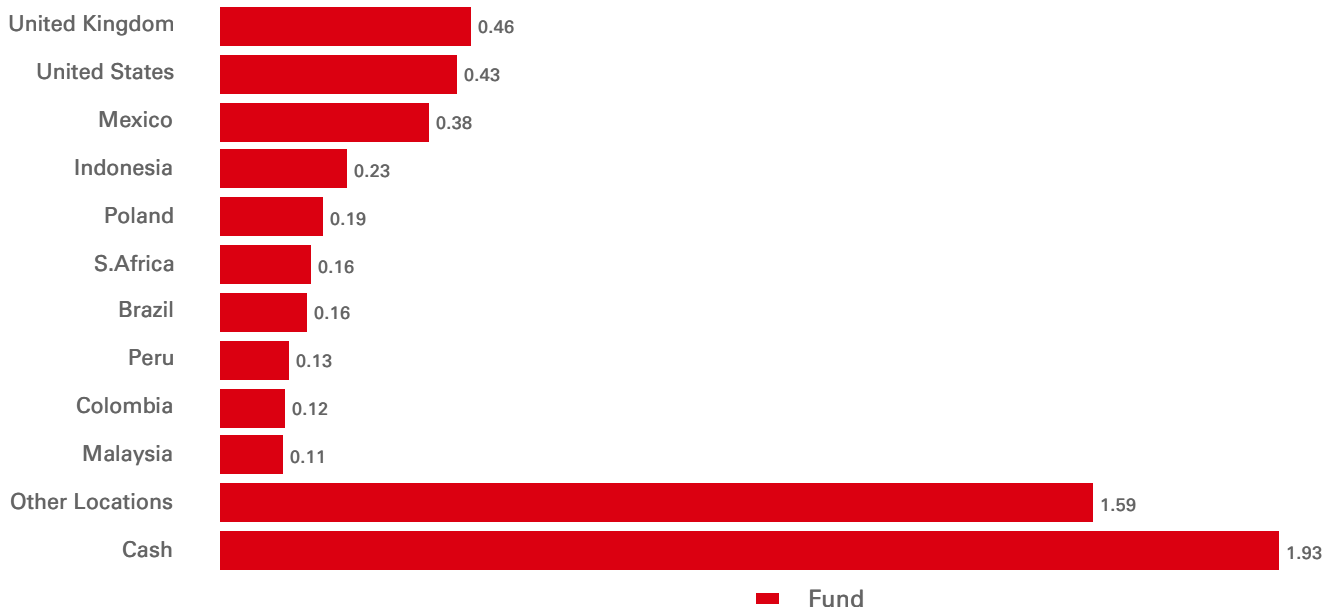
---



Fixed Income Characteristics	Reference benchmark			Credit rating (%)	Reference benchmark		
	Fund	Reference benchmark	Relative		Fund	Reference benchmark	Relative
Yield to worst	6.62%	--	--	AAA	0.05	--	--
Yield to maturity	6.65%	--	--	AA	0.69	--	--
Modified duration	3.86	--	--	A	0.61	--	--
Rating average	A-/BBB+	--	--	BBB	1.28	--	--
				BB	0.78	--	--
				B	0.36	--	--
				CCC	0.16	--	--
				CC	0.01	--	--
				C	0.00	--	--
				D	0.00	--	--
				NR	0.00	--	--
				Cash	1.93	--	--

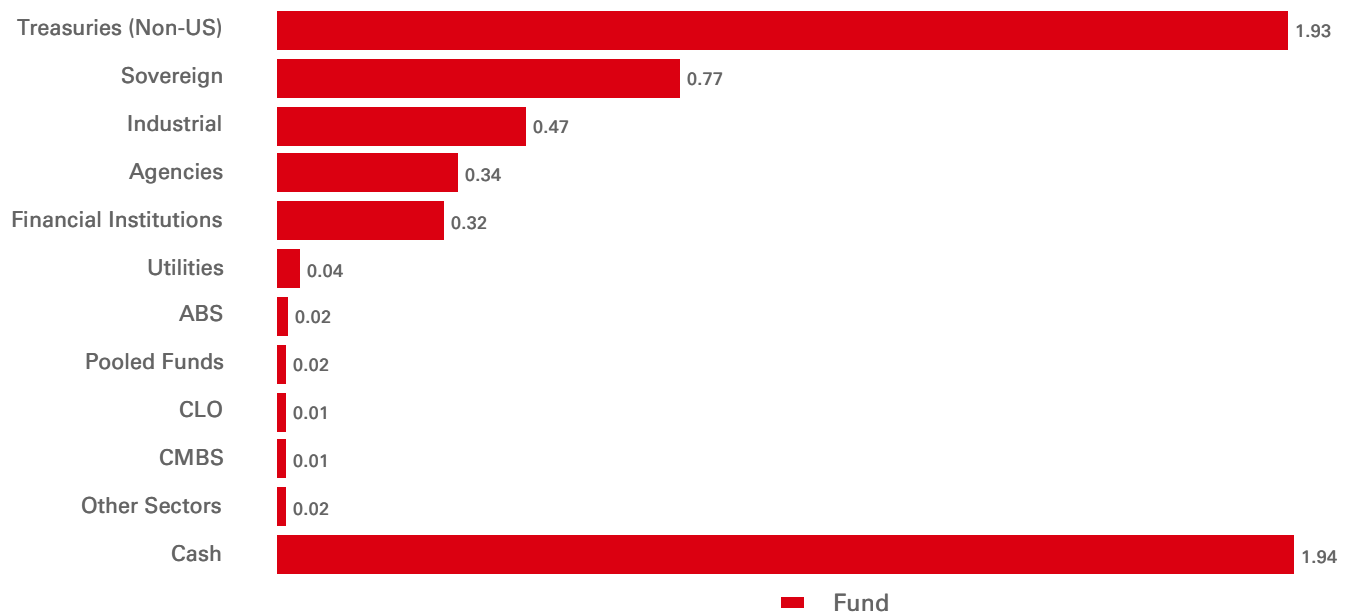
Fixed income top 10 holdings	Location	Instrument type	Weight (%)
TREASURY BILL 0.000 06/03/2025 USD	United States	Treasury Bill	0.24
TREASURY BILL 0.000 02/01/2025 USD	United States	Treasury Bill	0.24
TREASURY BILL 0.000 09/01/2025 USD	United States	Treasury Bill	0.22
TREASURY BILL 0.000 27/02/2025 USD	United States	Treasury Bill	0.22
TREASURY BILL 0.000 06/02/2025 USD	United States	Treasury Bill	0.20
TREASURY BILL 0.000 21/01/2025 USD	United States	Treasury Bill	0.20
TREASURY BILL 0.000 30/01/2025 USD	United States	Treasury Bill	0.19
TREASURY BILL 0.000 13/02/2025 USD	United States	Treasury Bill	0.19
TREASURY BILL 0.000 13/03/2025 USD	United States	Treasury Bill	0.19
TREASURY BILL 0.000 03/04/2025 USD	United States	Treasury Bill	0.19

Fixed income geographical allocation (%)



Geographical Allocation (Option Adjusted Duration)	Fund	Reference benchmark	Relative
United Kingdom	0.56	--	--
United States	0.42	--	--
Indonesia	0.32	--	--
Mexico	0.27	--	--
S.Africa	0.19	--	--
Peru	0.15	--	--
India	0.14	--	--
Malaysia	0.13	--	--
Chile	0.13	--	--
Thailand	0.12	--	--
Other Locations	1.41	--	--
Cash	0.00	--	--


**Fixed income sector allocation (%)**



	3 year total return (%)	Amount based on USD 1000 invested	3 Year Volatility (%)
<b>HSBC Managed Portfolios Fund Limited - World Selection - 5 Class AC</b>	<b>1.73</b>	<b>1,052.87</b>	<b>14.28</b>
Peer Group Average - EAA Fund USD Aggressive Allocation	1.62	1,049.48	12.01
Lowest Returning Fund in Peer Group	-4.37	874.56	6.44
Highest Returning Fund in Peer Group	18.21	1,651.90	24.85
Cash	4.01	1,125.04	0.47

HSBC Managed Portfolios Limited offer a choice of five different risk levels, to be selected by investors depending on factors like their financial goals, time horizon and capacity for loss. Typically, the more risk investors take, the more return they would expect to see. At HSBC Asset Management, we measure risk by volatility – how sharply a Portfolio’s share price moves in any given time period (up or down). The higher the volatility, the higher the risk. The table above shows the Portfolio’s return (for the primary share class or hedged currency share class) per year over the last three years (known as annualised) and the level of volatility over the same period. This can be compared against other funds in the peer group, as defined by an independent research company\*. An example of a good outcome would be that the HSBC Portfolio return is higher than the peer group’s average return and the volatility (risk taken) is lower. However investors should consider their own priorities when it comes to returns and the risk taken to achieve them. \*Morningstar Categories are used to define the peer group comprising funds they deem similar based on fund objectives and holdings. The average is a median.

Follow us on:



HSBC Global Asset Management  
(Bermuda) Limited Telephone: +441 299  
6644

Email: [asset.management@hsbc.bm](mailto:asset.management@hsbc.bm)

Website: [assetmanagement.hsbc.bm](http://assetmanagement.hsbc.bm)

---

#### Glossary



[www.assetmanagement.hsbc.co.uk/api/v1/download/document/lu0165289439/gb/en/glossary](http://www.assetmanagement.hsbc.co.uk/api/v1/download/document/lu0165289439/gb/en/glossary)

## Important Information

HSBC Global Asset Management (Bermuda) Limited ("AMBM") of 37 Front Street, Hamilton, Bermuda, is a wholly owned subsidiary of HSBC Bank Bermuda Limited (the "Bank"). AMBM and the Bank are licensed to conduct investment business by the Bermuda Monetary Authority. Funds managed by AMBM are offered by Prospectus only in those jurisdictions where they are permitted by law. Persons are required to inform themselves and observe any relevant restrictions. AMBM makes no representation as to the suitability of the funds for investors. Investors should be aware that performance returns are affected by market fluctuations. Investing entails risks, including possible loss of principal. Past performance is no guarantee of future performance. Investors should note that the use of derivatives and investments involving a currency other than their own will create foreign exchange exposure, which involves special risks. It is the aim of the Company to preserve capital and, where applicable, to maintain a stable net asset value per share; these aims are not guaranteed. Additionally, investors should consider their investment objectives, whether or not they can assume these risks and should undertake their own appropriate professional advice. Expressions of opinion contained herein are subject to change without notice. For investors investing via a nominee service provider, the nominee service provider will process the transaction and route all settlement proceeds to you, which may extend the settlement period. Please contact your investment advisor/introducing agent, or in the absence of those the nominee provider directly, to confirm the settlement period. Issued by HSBC Global Asset Management (Bermuda) Limited Licensed to conduct investment business by the Bermuda Monetary Authority © Copyright HSBC Global Asset Management (Bermuda) Limited 2024. All Rights Reserved. Further information can be found in the prospectus.

Source: HSBC Asset Management, data as at 31 December 2024